

SightLife India Activity Report (Summary)

April 2016- March 2017

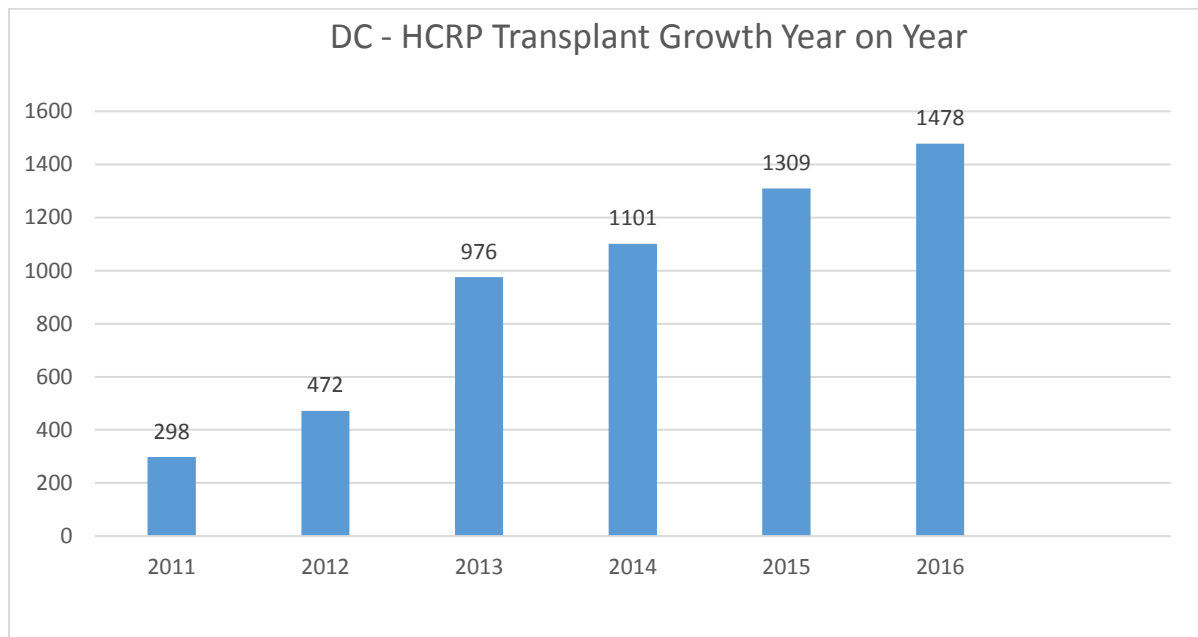
Introduction:

SightLife India along with its partners and key stakeholders continued to build upon its strategy towards elimination of corneal blindness in the country. SightLife, through its various initiatives (building capacity of the human resources at the EBs, improving systems and processes and creating a culture of excellence) worked towards developing the capacity of our key Eye Bank partners as high performing eye banks in the country. The impact of these initiatives have helped to reduce treatable cornea blindness in the country through cornea transplantation. As a result, children returned to classrooms, adults rejoined the workforce and parents were able to take care of their families.

Key activities accomplished from April 1, 2016 to March 2017 are as follows:

Activity 1: Delhi Centralized Hospital Cornea Recovery Project (DCHCRP)

The SightLife India, DCHCRP program continues its progress as a joint program between RP Center, AIIMS, New Delhi; Guru Nanak Eye Centre, Govt. of Delhi and Dr Shroff Charitable Eye Hospital. Its contributions in elimination of corneal blindness is been highlighted under following chart:



In the year 2016-17 various activities were conducted to develop and train EDCs including various training session and workshop, few of them are following:

- I. Three (3) Eye Donation Counselors were promoted to Senior Eye Donation Counselors.
- II. Two (2) new Eye Donation Counselors were hired for the better coverage in Hospitals.
- III. Various Hospital Service activities were organized to gain support of the Hospital Staff, such as:
 - a) Sensitization workshops for nursing staff and doctors,
 - b) Celebration of Nurses Day.
 - c) Celebration of World Sight Day

IV. SightLife India DCHCRP got recognized for their performance at Eye Donation Fortnight program at Dr. R. P. Centre, AIIMS, New Delhi and Shroff Charitable Eye Hospital.



30th August, 2016, L to R – SLI's Eye Donation counselors, Dr. Namrata Sharma, Atul Kapoor, Dr. J S Titiyal, Dr. Atul Kumar, Dr. Vanithi, Ms. Rakhi Nathawat

V. Three Eye Donation Counsellors got trained as Eye Bank technicians and got their certification from Shroff Charitable Eye Hospital Eye Bank.



Cornea Donation Sensitization workshop at RML Hospital



Eye Donation Awareness Camp at LHMC Hospital & Medical College

Date	15/03/2017
Place	RML Hospital , Delhi
Participants: Nursing Staff	Mr. Tara Chand , Dr. R P Centre, National Eye Bank, AIIMS, New Delhi
	Sister Rajbala , RML Hospital
	Mr. Rajesh Prajapati , RML Hospital
	Sister Anu, RML Hospital
	Sister Bimla , RML Hospital
	Sister Anita , RML Hospital

Date	24/ 08/2016
Place	LHMC Hospital and Medical College
Participants	Dr. Vaishai Adhlakha
	Dr. Tanvi Jha
	Dr. Vanga Ashwita Siri
	Dr. Aakriti Arora
	Dr. Nikita Mary
	Ms. Pinki
	Ms. Pratibha



Team Building Activity with the EDC Training



Workshop for EDCs at SightLife India office

Date	25/03/2017
Place	SightLife Office
Participants	Rishi Raj Kardam
	Prem Chand
	Pooja
	Abid Hussain
	Lokesh
	Umesh Kumar



Cornea Donation Sensitization workshop at DDU Hospital



Nurses Day Celebration at LNJP Hospital

Date	17/03/2017
Place	DDU Hospital , Delhi
Participants: Nursing Staff	Dr. H.S. Gandhi , Eye Bank Incharge, DDU Hopsital
	Sister Sujata , Eye Department
	Sister Sadhna, Eye Department
	Sister Mala
	Sister Sushila, Medicine Emergency
	Sister Shobha , BM ward
	Sister Akanksha , Medicine ward
	Mr. Yeashwany, Eye ward

Date	12/5/2016
Place	LNJP Hospital , Delhi
Participants: Nursing Staff	Sister Veena : ANS Medical Block
	Sister Neelam, Ward 28
	Sister Simran Ward 56
	Sister Anita Ward 32
	Sister Jinish Ward 30
	Brother Dino War 27
	Brother Rajin ward CCV
	Brother Bharat Ward 27

Activity 2: Learning and Development

- I. A two-day Annual Manager's Retreat was organised for SL Eye Bank Managers and HCRP coordinators at Pune in August'16, for the first time HCRP coordinators had a chance to come together with eye bank managers to develop their skills as trainer and a coach to an eye donation counsellor.

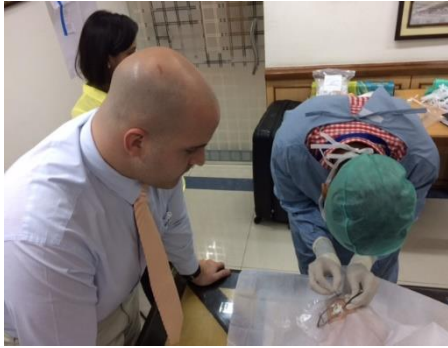


Date	20-21 August 2016
Place	Pune, Maharashtra, India
Participants: Eye Bank Managers and HCRP Coordinators	Ms. Kamlesh Saini, Dr. R P Centre, National Eye Bank, AIIMS, New Delhi Mr. Animesh Das, Dr. Shroff Charitable Eye Hospital, New Delhi Mr. D. Saravanan, The Rotary Aravind International Eye Bank, Madurai Mr. G. Srinivas, Ramayamma International Eye Bank, L.V. Prasad Eye Institute, Hyderabad, India Ms. Swapna Gade, H.V. Desai, Pune, India Ms. Reena Francis, Eye Bank Association Kerala, Kochi, India Mr. Jagat Singh, Dr. Shroff Charitable Eye Hospital, New Delhi Ms. Urmila Prabune, H.V. Desai, Pune, India

- II. Eye bank association of India and SightLife join hands to train and certify Cornea recovery technicians across India. The objective of the programs was to Maintain, refresh, upgrade and refine their skills. To keep recovery failure rate at a minimum and avoid wastage of recovered tissue.

III. In the month of October in 2016, there were three sessions organized at different locations, in which 33 technicians participated and 24 got certified. Followings are highlights of the program:

- a) A two - day program, consisted of activity based learning and hands on experience. The participants got an advantage of receiving instant feedback from peers and the faculty.



- b) Mr. Govind Hari Joint Secretary of EBAI inaugurated the session at LVPEI followed by Dr. Prashant Garg Director Eye Banking Operations, LVPEI felicitated the participants at the end of the program, Dr. Manisha Garg felicitated participants at Dr. Shroff Charity Hospital and Dr. Jeewan S Tityal at Dr. R P Centre, AIIMS.



- c) 24 Eye Recovery Technicians were assessed and trained by SightLife experts at continuing Medical Education organized by Eye Bank Association of India.

(For more details on When, where, how and who, a presentation is been enclosed)

IV. Pilot Launch of certification for eye donation counsellors. We have successfully piloted the EDC certification curriculum in collaboration with EBAI. Out of the 12 EDC's who participated from DCHCRP program and Shroff Eye hospital there were 11 who passed with an average percentage of 84% marks. The process of certification included an assessment of EDC's on four parameters (Role play, Behavioral Interview, Written tests and Overall appearance and soft skills). We presented the curriculum to NPCB and they were very appreciative of the design of assessment score cards and the curriculum.



January 2, 2017, SightLife office, L to R – Pooja, EDC from SightLife, Mr. Jagat Singh from, Dr. Shroff Charitable Eye Hospital, New Delhi,

V. SightLife Annual Meet 2017 was organized on 4th March'17, at Taj Vivanta, Surajkund. The highlights of the session included:-

- a) Learning opportunity through networking with other eye banking professionals, Board Members and Eye Bank Managers.
- b) Felicitation of eye Banks and their teams for their performance during the year 2016-17 by distinguished chief guests including
 - Dr. Promila Gupta (Deputy Director General- NPCB, Dr Vimal Bhandari- Director NOTTO)
 - Dr. Rakesh Gupta- Deputy Director NCD (Deptt. of Health & Family Welfare, Govt. of Punjab)
 - Dr. Daniel Gebremichael (Chairperson of Eye Bank of Ethiopia's Board of Trustees and Director of Medical Service General Directorate at Federal Ministry of Health, Ethiopia)
 - Dr. Ajay Chandanwale (Dean of BJ Medical College and Sassoon Hospital, Pune)
 - Claire Bonilla- (Chief Global Officer SightLife)

(Picture on next page)



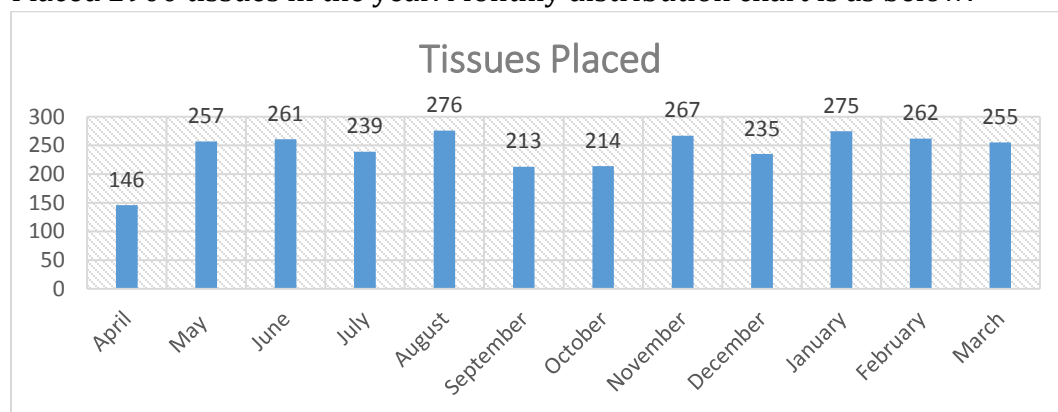
SightLife along with its partners and key stakeholders



Dr. Promila Gupta (DDG-NPCB) addressing SAM Evening

Activity 3: Cornea Distribution Systems

I. Placed 2900 tissues in the year. Monthly distribution chart is as below:



II. Hit a new milestone: 11 Months with 200+ tissues.

III. August was the best ever month with 276 placements.

IV. Participation in KERACON-2016 and DOSCON-2017, helped increase awareness about CDS and enroll interested surgeons.

V. Supported CDS partner Eye Banks to recover delayed payments from select surgeons.

Activity 4: Quality

Quality Certification visits were conducted at **6** Eye Bank partners. These were both Certification and Recertification visits. After the visits, eye banks provided corrective and preventive actions for all the reported audit observations. These were reviewed and followed up by the SL audit team. On resolution and closure of audit observations, Quarterly certification panel meetings were scheduled to arrive at certification decision.

Based on the audit observations and resolution of Corrective Action Preventive actions submitted by the Eye Banks, the following was the certification decision:

S. No	Eye bank	Audit Certification Decision
1.	Ramayamma International Eye Bank, Hyderabad	SL Certified for 2 years valid from 2016-2018
2.	Eye Bank Society of Rajasthan (EBSR), Jaipur	SL Certified for 1 year valid from 2016-2017
3.	CU Shah Eye Bank	SL Certified for 1 year valid from 2016-2017
4.	Sahiyara Eye Bank, Thane	SL Certified for 1 year valid from 2016-2017
5.	Shroff's Charity Eye Hospital, Daryaganj, Delhi	SL Certified for 2 years valid from 2017-2019
6.	Drushti daan Eye Bank, Bhubaneswar	SL Certified for 2 years valid from 2017-2019

Besides these certification visits, prep Quality visits were also conducted at 4 Eye Bank partners who were not SL quality certified before. These visits prepared Eye Banks for the final audit visits. Final certification visits were conducted only after resolution of all the prep audit observations.

- I. Prep Quality visit at CU Shah Eye Bank, Chennai : 7-8 April 16
- II. Quality Prep visit at Aravind International Eye bank (AIOB), Coimbatore: 22 -23 June 16
- III. Prep Quality audit visit at Shankar Nethralaya, Kolkata on 9-10 Nov 17
- IV. Prep Quality visit at Sahiyara Eye Bank Thane: 22-23 Sep 16




AIOB Eye Bank team and Audit team



EBSR Eye Bank team and Audit team



Sahiyara, Eye Bank team and Audit team



SNK Eye Bank team and Audit team

(For more details on When, where, how and who, a presentation is been enclosed)

Activity 5: Policy and Advocacy

- I. The Policy and Advocacy (P&A) Manager presented on key provisions of the Transplantation Human Organs and Tissue Act (THOTA) at the EBAI- CME Conference in Varanasi. The objective was clarify the ambiguity around certain provisions under THOTA and engage in discussions with eye bank professionals, government stakeholders and corneal surgeons.
- II. P&A team established contact with Deputy Director- Health in Punjab Government to explore future collaboration on developing HCRP in the whole state. He is keen to collaborate and shared the circulars (state government directive) that were issued by Punjab Police for sensitization and action in medico-legal cases (MLC). Another circular that was issued to ensure that the list of Keratoplasty Centres and eye banks are displayed outside all the mortuaries. The Policy and Advocacy team aims to use these circulars to advocate effective collaboration between hospitals and police department in other states.

Following up from the engagement with the Deputy Director- Health in Punjab, the circulars issued by Punjab Police were used as an advocacy tool at PGIMER Chandigarh. Post that development, PGIMER was able to carry out their first recovery of cornea in a MLC.

- III. Expansion of engagement with aligned health care organizations, including Vision 2020 (an advocacy group), and the World Health Organization (WHO) Regional Office that will allow SL to be consulted on policy recommendations at the country and regional level.
- IV. In January, SL served as a technical partner in partnership with Fortis Hospitals, NPCB, National Organ & Tissue Transplant Organization (NOTTO), Eye Bank Association of India (EBAI), Shroff's Charity Eye Hospital and Mohan Foundation, for a workshop on "Revisiting Contraindications to Corneal Blindness."
- V. A comprehensive P&A session was developed and carried out to coach SL partners during SAM. As a consequence, SL partner- Lion's International Eye Bank (LIEB) was keen to send a letter of support to Karnataka police to issue a police circular to direct police to facilitate eye donation in medico-legal cases. P&A team drafted the letter of support and the language for police circular to support LIEB. LIEB has shared the letter and the circular with the state police for them to take immediate action.



Activity 6. **Built Operate Transfer (BOT)**

With 1,90,000 people suffering from corneal blindness in the state of UP and no eye bank meeting our requirements for new partnerships, there was little hope for correcting the severe shortage in India's most populous state. With the financial support of The Hans Foundation, a partnership was developed with SightLife, King George's Medical University and Sitapur Eye Hospital Trust to develop a world-class eye bank serving not only the people of UP with tissue placements, but all of Asia as a SightLife certified Center of Excellence.

Funding	<ul style="list-style-type: none"> •Funding preliminary granted by The Hans Foundation •March 2016
Facility Planning	<ul style="list-style-type: none"> •Facility selected, architectural designs complete •Construction funds received June 2016
Construction Begins	<ul style="list-style-type: none"> •1,900 square feet space •Construction initiated July 2016
Recruiting	<ul style="list-style-type: none"> •Eye bank manager, EDC cum technician, laboratory technician and EDC •September 2016
Operations Begin	<ul style="list-style-type: none"> •November 2016 •Facility complete on-time and below budget. •NPCB inspection passed & staff training complete •First stransplants completed
Inauguration	<ul style="list-style-type: none"> •December 2016 •Inaugurated by UP Governor Hon'ble Shri Ram Naik •Toll free 1919 eye donation helpline launched.
High Volume Achieved	<ul style="list-style-type: none"> •March 2016 •Officially the highest volume eye bank in UP •Surpassed the number of transplants completed at KGMU in the previous fiscal year

Facility

- The 1,900 square feet facility located in the heart of the KGMU trauma center provides direct access to staff for training and gives us a prominently visible presence on campus.



Inauguration

- Inaugured by Hon'ble UP Governor Shri Ram Naik on 5th December, 2106 following a press conference resulting in regional, national and international media coverage.



Training Center of Excellence

- Not only is this eye bank designed to meet the demand for cornea supply in the state of UP, it will serve as a center of excellence in eye banking, providing training to eye banking professionals throughout Asia, including functions such as eye recovery, eye donation counselling, tissue evaluation and leadership.



Impact

- With, 1,90,000 people requiring cornea transplants in the state of UP, our rapid growth plan is as follows. A processing fee of Rs. 2,500 per cornea placed for transplant is charged to ensure long-term self-sustainability of eye banking and establish fee for service precedence.



Activity 7: Patient Care Service Line

Follow-up care for corneal transplantation is the key to sustainable surgical outcomes. Different studies have shown that around 50% of the patients who have undergone surgery, drop from post-operative follow-up care within 12 months of surgery, due to myriad reasons related to cost and time. Hence to ensure sustainable surgical outcomes and to bring down post-operative surgeon visit drop-out rate, we are initiating a pilot program in the coming year to better understand barriers and behaviors towards appropriate care. We are happy to share that we have been successfully able to raise Rs. 25 lakhs from Overseas Polymer Pvt. Limited in March 2017 for this new service line.